

UNETHICAL CUPIDS

# UNETHICAL CUPIDS NFT - CRYPTO WALLET SET-UP GUIDE

*As you set your wallet up please feel free to ask any questions you may have in our [Discord server](#) and we'll assist.*

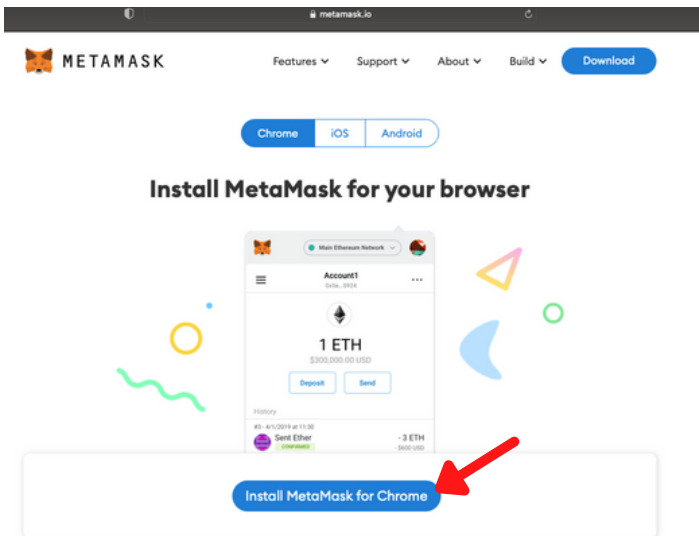
## Getting started:

The most common wallet for NFT purchasing and management is **Metamask**, so let's start there.

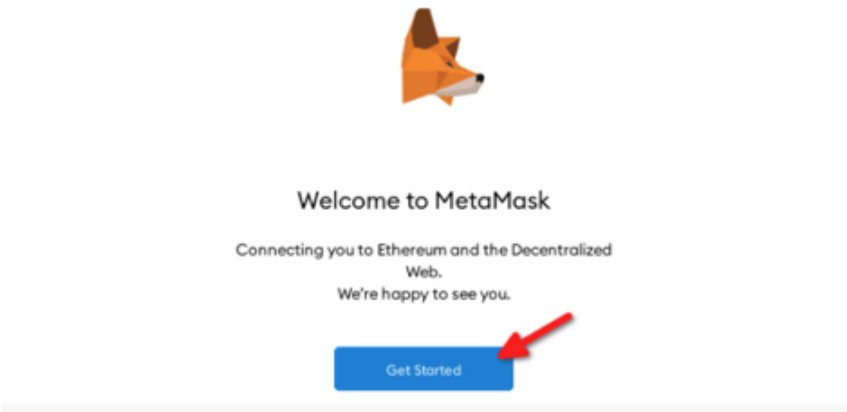
## Get Metamask:

Install Metamask from Metamask's [official website](#) - do not use app stores because they can be compromised. It is safest to install from the official website.

Chrome, Firefox, Brave, and Edge all support Metamask. Apple and Android devices also support the app - *but often mobile Metamask doesn't work well with NFT project websites.*



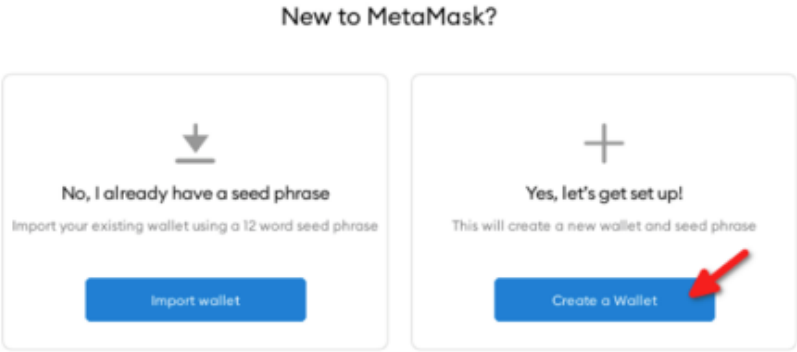
Once you have installed Metamask, click on the Metamask icon in your browser's toolbar to open the app. Then, click on "Get Started."



**Create (or Restore) your wallet:**

Click on "Create a Wallet" if you need to make a new Ethereum wallet.

If you have created one already, follow [these instructions](#) to restore your wallet and access your existing funds.



Create a password for your wallet. You should safely store this password - it will be the primary way you access your wallet, *but it's important to know that you can recover your wallet even if you lose your password.*

**Click on the grey area (image below) to unlock your Secret Backup Phrase.**

***Be sure to store this Secret Backup Phrase safely!***

***It's critically important, and it's advisable to safely store this somewhere OFFLINE.***

*DO NOT store your seed phrase on your computer or smartphone - we recommend physically writing it down & storing it somewhere secure.*

Anyone who knows your seed phrase has THE KEYS TO THE CASTLE - they will be able to access your Ethereum wallet from ANYWHERE and you will not be able to recover your wallet without it.


If you have security questions please ask our team and we can provide information about offline backup options, including durable metal wallet backup phrase protection options.



## Secret Backup Phrase

Your secret backup phrase makes it easy to back up and restore your account.

**WARNING:** Never disclose your backup phrase. Anyone with this phrase can take your Ether forever.



[Remind me later](#)

[Next](#)

### Tips:

Store this phrase in a password manager like 1Password.

Write this phrase on a piece of paper and store in a secure location. If you want even more security, write it down on multiple pieces of paper and store each in 2 - 3 different locations.

Memorize this phrase.

[Download this Secret Backup Phrase and keep it stored safely on an external encrypted hard drive or storage medium.](#)

Next you'll be asked to confirm your **Secret Backup Phrase**. Click on your Secret Backup Phrase's words in the right order (1) to prove that you have written them down correctly. Then, click "Confirm" (2). Your Metamask wallet is **ready for use** in transactions.

## Confirm your Secret Backup Phrase

Please select each phrase in order to make sure it is correct.

1

essay

couple

cream

erode

gravity

hip

hover

remain

ski

term

usage

yellow

2

Confirm

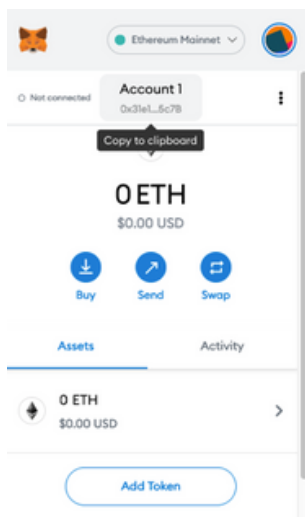
## Buy or Deposit Cryptocurrency (ETH):

Now you can add funds to your wallet. Many NFT projects use ETH, so you'll need to have some ETH somewhere - from which you can send it to your Metamask wallet.

**Where to buy ETH:** [Coinbase](#), [Kraken](#), [Gemini](#) and many other crypto exchanges.

Once you have ETH on an exchange, click on your Metamask extension icon in your browser, and click on your wallet address (1) to copy it, then send ETH to that address from an exchange.

Or, if you have not yet purchased ETH, click on "Buy" (2) to buy funds from Metamask's built-in exchange.



You will see your balance in the lower portion of the wallet once your funds have been deposited. ETH will show up by default.

It may take several minutes for your ETH to arrive, depending on the amount of traffic that Ethereum is experiencing.

## Buy NFTs with ETH

We will update this when the project website is live, but you will buy your UnETHical Cupids at [UnETHicalCupids.com](https://UnETHicalCupids.com) using your browser-based wallet.

# WELCOME TO THE ANCIENT EMPIRE!



[UnETHicalCupids.com](https://UnETHicalCupids.com)